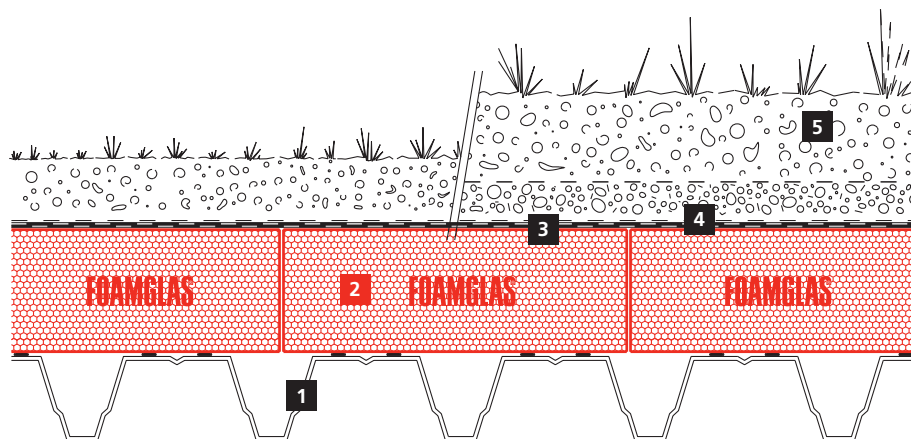


## Schematic drawing



## System 4.4.4

- 1 Trapezoidal metal deck
- 2 FOAMGLAS® READY BOARD, bonded with PC® 11
- 3 Two layers of bituminous waterproofing membranes
- 4 Separating/protective layer
- 5 Planting (extensive or intensive)

## FOAMGLAS® product properties

Waterproof – Resistant to vermin – High compressive strength –  
 Non-combustible – Impervious to water vapour – Dimensionally stable –  
 Acid resistant – Easily cut to shape – Ecological

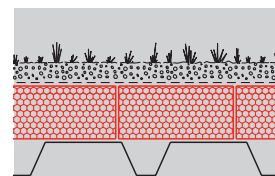
## Advantages of the FOAMGLAS® system

- **Quality:** Systems with high quality materials. Quality management by systematic site inspections and professional consulting.
- **Cost efficiency:** The high durability preserves maximum value and guarantees minimal maintenance costs.
- **Sustainability:** Optimum insulation and protection against moisture for generations.
- **Safety:** Compact, fully bonded waterproofing system preventing large-scale damages and renovations in the event of a leak caused by a puncture of the roofing membrane.
- **Functionality:** Easy and efficient application of the insulation. A bituminous waterproofing membrane can be directly torched on to it.

## Recommendations for architects

- Normally used: FOAMGLAS® READY BOARD T4+, size 600/1200 mm.
- Insulation thickness to meet building regulations or project-specific U-value requirements. Please also consult our product overview. It contains information on all our products, their field of application and their specific properties.
- For the use of FOAMGLAS® under load bearing conditions, the project/structural engineer must check the admissible loads.
- **The characteristics of the steeldeck such as thickness, deflection, trough opening etc. are very important to choose the right type, thickness and/or application method of FOAMGLAS® (see TG1). Please contact our Technical Department to verify the criteria of the chosen steeldeck.**
- **For technically correct implementation, relevant standards and guidelines must be observed.**

**Solutions for technical details and specification clauses on request.** Further proposals and solutions are available any time from our technical consultants. **Updated: November 2010.** We explicitly reserve the right to change the technical specifications. The current values can be found on our website under: [www.foamglas.co.uk/building/applications](http://www.foamglas.co.uk/building/applications)



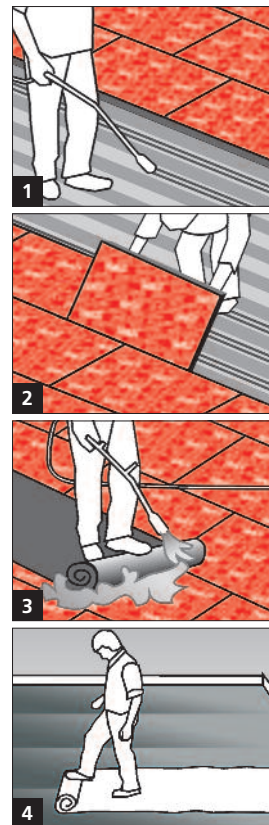
## System 4.4.4

### Installation instructions

- Clean and degrease the crowns of the profiled metal deck.
- Apply the FOAMGLAS® READY BOARDS with staggered and tight-butted joints with cold adhesive PC® 11, coverage ~ 1.0 kg/m²:  
Apply the cold adhesive PC® 11 in strips with a special pump to the tops of the trapezoidal sheets and bond the FOAMGLAS® READY BOARDS. In case of high requirements related to building physics (e. g. temperature and humidity in swimming pools), seal the joints. (1/2)
- Possible waterproofing variation: Apply two layers of bituminous waterproofing membranes covering the entire surface. First and second layer (root-resistant) are torched on. Joints overlapping at least 100 mm, with staggered courses. (Further installation and waterproofing proposals with bituminous membranes or, for example, also with a combination of bituminous and synthetic membranes are available on request). (3)
- Apply the separating/protective layer, with overlapping joints. (4)
- Apply intensive or extensive planting according to the specifications of the supplier.

### Recommendations for the contractor

- The build up and tolerances of the substrate have to be in accordance with relevant standards and guidelines.
- Ambient temperature and temperature of adhesive should not be below +5° C.
- A layer of waterproofing membrane must be applied immediately after the insulation has been installed.
- Protective layers should be applied immediately after the application of the second waterproofing layer.
- Adequate measures should be taken in order to avoid any risks of damage by other contractors during construction.
- Protect sensitive components provided by other suppliers against blobs of adhesive and the effect of heat.
- The special pump for the application of the bituminous cold adhesive can be obtained from our company.
- **Please contact our technical consultants; they can help you by providing support or on-site assistance free of charge.**



The technical guidelines for the application and the installation of FOAMGLAS® are based on historical experience and general site practice. They do not reflect individual examples. We therefore assume no liability as to the completeness and the suitability for a specific project. Furthermore, our liability and responsibility are subject to our general conditions of sale which are not extended either by this technical data sheet nor by the consulting of our technical sales representatives.

**Pittsburgh Corning  
(United Kingdom) Limited**  
 63 Milford Road, Reading  
 Berkshire RG1 8LG  
 Phone +44 (0)118 950 0655  
 Fax +44 (0)118 950 9019  
 info@foamglas.co.uk